



Raptorize: A jQuery Plugin

An awesome jQuery plugin that unleashes a Raptor of Jurassic proportions... Well, technically it's Cretaceous proportions, but we'll let that slide for now.

We've All Been Here Before...

You're sitting at your desk, coding up a 500 page site, knee-deep in [Extreme Cheddar Doritos](#) sipping on a liter of [Code Red Mountain Dew](#) when you realize...this page would be:

SO MUCH MORE AWESOME WITH A VELOCIRAPTOR

You immediately scramble home to grab your Jurassic Park DVDs so can screencap a Velociraptor attack, but then you realize how hard it would be to make an awesome raptor run across the site you were coding. Plus, how are you going to get that [trademark velociraptor screech](#)? How about we let you in on a little secret?

We already did it.

The Raptorize Kit

First things first, you need to download the [Raptorize Kit](#). This kit has...

- An awesome Raptor Graphic courtesy of [www.raptorize.com](#)
- MP3 and OGG audio files for the HTML5 audio on Webkit and Firefox
- Our jQuery Plugin which makes the magic happen
- The jQuery Library to make all the pieces work together
- An example HTML file that has all the initial setup pieces

Next, open the [index.html](#) file and click the button to activate a prehistoric beast. There you go!

The Code You Need

First let's attach the scripts and activate the plugin in the head of your document:

```
<script src="http://ajax.googleapis.com/ajax/libs/jquery/1.4.3/jquery.min.js"></script>
<script>!window.jQuery && document.write('<script src="jquery-1.4.3.min.js"></script>')</script>
<script src="jquery.raptorize.1.0.js"></script>
<script type="text/javascript">
  $(window).load(function() {
    $('.myButton').raptorize();
  });
</script>
```

The only piece that you need to know here is that **you need an anchor or element with the class 'myButton'**. And there you have it, you're done!

The Options

What's that? You want to be able to control the entrance handler? You can! Raptorize can be activated on a click event (that is the default and what we have hooked up above), a timer which just fires after the page is loaded, or the legendary [Konami-Code](#). Our personal favorite is the Konami-Code (but it only works once per page load).

```
<!-- The options for this plugin -->
<script type="text/javascript">
  $(window).load(function() {
    $('.button').raptorize({
      'enterOn' : 'click', //timer, konami-code, click
      'delayTime' : 5000 //time before raptor attacks on timer mode
    });
  });
</script>
```

Go ahead, try the Konami Code (↑ ↑ ↓ ↓ ← → ← → B A)

Technical Note: If you don't want to store the Raptor image and sound files in the same directory as your javascript you need just open up the plugin and edit the location of the assets in the first 2 variables in the code (*raptorImageMarkup* and *raptorAudioMarkup*).

Credit Where Credit is Due

While the awesomeness that is the Raptorize plugin is 100% original code, the idea of including a glorious raptor into a design is not. We owe credit to [Phil Coffman](#) and [Noah Stokes](#) for the raptor assets and the brilliance of adding a Raptor to a design.


Copyright ZURB, freely available for distribution under the MIT license.

[Download the Kit](#)

Score an awesome product engineering or design job

via Job Board from ZURB

Ways to Activate It



ZURB Job Board
Jobs for product designers and engineers. →
ZURB University

On the click of a button:

[Make a Raptor Pwn My Screen](#)

With the Konami Code (use keyboard):

↑ ↑ ↓ ↓ ← → ← → B A

Or on a page load timer:

[Reload Page With Timer](#)

[Custom Training the ZURB Way](#)

Get a ZURBian all to yourself for a few hours or a couple days!




We've trained teams large and small in companies like Citrix, Oracle, Express and Starbucks, custom tailoring workshops to any team's interests, be it interface design sketching or coding up a responsive site.

Contact us at training@zurb.com or (408) 320-ZURB to ask us anything about our team training and workshops.

[Learn About Training](#)


Check out other Playground experiments



[Responsive Ads](#)



Pizza Amore



[Pizza Amore!](#)

Pizza Pie Charts



[Pizza Pie Charts](#)

Studios

We're a close-knit team of product designers who help businesses design for people. Since 1998, we've helped over 250 teams and startups get stuff done. We'll work together to get your product or online service designed better and faster than you thought possible.

Want more?

- [Work](#)
- [Approach](#)
- [Manifesto](#)
- [Contact](#)

Talk to us

Call us at **(408) 341-0600**

Not a big talker? Email us at getstarted@zurbin.com

Stay in touch

Get monthly updates from ZURB in your inbox. Read our [latest news & buzz.](#)

Get ZURBnews!

[Studios Helping more than 200 startups succeed since 1998.](#)
[Foundation The most advanced front-end framework in the world.](#)
[Notable Prototype, iterate and collect feedback on your products.](#)
[University Ideas, thoughts and design resources shared with you.](#)

- [About](#)
- [Blog](#)
- [News & Events](#)
- [Contact](#)
- [Sitemap](#)

© 1998-2015 ZURB, Inc. All rights reserved.

Log in with your ZURB ID

[Log in with Google](#)

or

<input type="text" value="Email"/>	<input type="password" value="Password"/>	<input type="button" value="Log in with Email"/>
------------------------------------	---	--

Don't have a ZURB ID? [Sign up](#)

[Forgot password?](#)

Your ZURB ID explained

You'll use your ZURB ID to log in to all of ZURB's properties — University, Products and Foundation. One account to handle it all.

University

Product design resources, courses and training.

Design Apps

Prototype, iterate and collect feedback on your products.

Foundation

The most advanced front-end framework in the world.

×

Sign up for a ZURB ID

Already have a ZURB ID? [Log in](#)

Your ZURB ID explained

You'll use your ZURB ID to log in to all of ZURB's properties — University, Products and Foundation. One account to handle it all.

University

Product design resources, courses and training.

Design Apps

Prototype, iterate and collect feedback on your products.

Foundation

The most advanced front-end framework in the world.

×

Studios

- [Approach](#)
- [Work](#)
- [Wired](#)
- [Playground](#)
- [About](#)
- [Contact](#)

More ZURB Goodness

- [Notable](#)
- [Manifesto](#)
- [Foundation Training](#)

-
- [About](#)
- [Blog](#)
- [Contact](#)

- [Studios Helping startups win since '98.](#)
- [Foundation World's most advanced responsive framework.](#)
- [Notable Tools to rapidly prototype and iterate.](#)
- [University Online training for smarter product design.](#)

