

CoinCoin plugin



# prpl-coincoin

CoinCoin plugin

What is Coincoin?

How to install it

How to use it

With Pidgin


With Minbif




Features


Help for readability

Clocks

What is Coincoin?

This is a plugin for the purple library, which allow to connect to a  **DaCode** board, to read and send messages on it.

The default board used by **prpl-coincoin** is  [linuxfr.org/board.](#), which popularized this kind of chat among a few french communities. Other softwares support this kind of board, like  **Templeet** or  **Da Portative Bouchot**.

You can find a (non-exhaustive) list of boards  [on this page](#) (look at the "tribune" links).

A board is a single chat space, so prpl-coincoin creates at connection an unique channel "board".

How to install it

Compile prpl-coincoin and copy the libcoincoin.so file to /usr/lib/purple-2/:

```
make ENABLE_PLUGIN=ON [ENABLE_MINBIF=OFF]
make install
```

Then, use your favorite purple client (for example **Minbif**), and the module is automatically loaded.

How to use it

With Pidgin

Create a new account, and select the **CoinCoin** plugin. Then, you need to give this settings:

- **Username:** your login[@server] on board (if the @server part is not given, defaults to linuxfr.org board)
- **Password:** locate your cookies for the website (from your browser), and put them here, separated by semi-colons (;)

With Minbif

Create a new account with the MAP ADD command:

```
/MAP add coincoin USERNAME [-accid value] [-board value] [-[!]]no_reformat_messages
                             [-password value] [-post value] [-[!]]server_aliases [-[!]]ssl
                             [-status_channel value] [-template value] [-user-agent value]
```

For example to add an prpl-coincoin for DLFP:

```
/MAP ADD coincoin StEvE@linuxfr.org -accid cc -password _linuxfr.org_session=xxxxxxxxxxxxx - -xxx
```

And for a custom Da Portative Bouchot board:

```
/MAP ADD coincoin ToTo@tribioune.mydomain.tld -password md5=xxxxxxxxxxxxxxxxxxxxxxxx;unique_id=yyyyyyyyyyyyyyyyyyyy
                             -board /remote.xml -post /index.php/add
```

Then, a **remote** channel is created (**#board:cc**) and you can talk in!

A **status** channel is associated to this account, but isn't used by prpl-coincoin, because there isn't any buddylist.

Features

Help for readability

Each totoz is colored in green, and clocks are colored in blue.

Clocks

Your IRC client, unlike other coincoin clients, doesn't hilight referenced message when you put your mouse on a timestamp. To increase readability, **prpl-coincoin** adds the sender nickname of the referenced message before the timestamp

For example, if there are two messages with timestamp:

```
10:23:09 <blah> hey guys
10:28:43 <ho> 10:23:09 f0ck you
```

the last message is replaced with:

```
10:28:43 <ho> blah: 10:23:09 f0ck you
```

Also, when you write a message, to reference to a previous message, instead of putting the timestamp, you can use the nickname, eventually suffixed with the number of message from last.

For example:

```
10:23:09 <blah> hey guys
10:28:43 <ho> 10:23:09 f0ck you
10:30:21 <blah> hey nigger
```

If you write:

```
10:32:33 <me> blah:2: youhou ho1: you're bad
```

The message sent is:

```
10:32:33 <me> 10:23:03 youhou 10:28:43 you're bad
```